



Light efficiency:

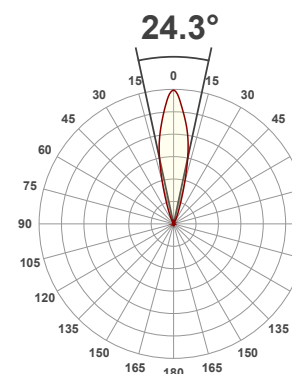
**46 Lumen/Watt**

Light quality:

**CRI: 74.3**

Color temperature:

**6743 K**



Product name:

**5P Hex**

Test:

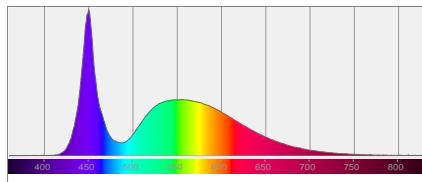
**White**

Date:

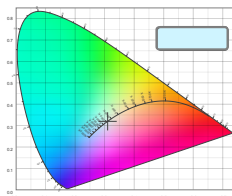
**11/6/2017**

Output: 486 lm Power consumption: 10.6 W Peak: 2512 cd

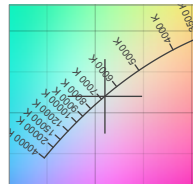
Spectral distribution



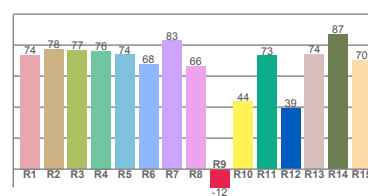
Color coordinates



Zoom color point

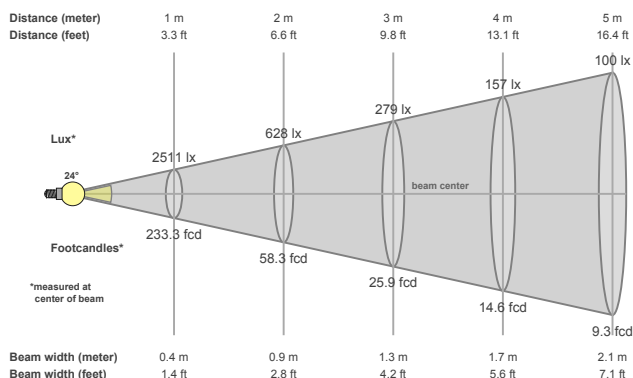


CRI R values



| Color temperature | Color rendering index | Red component | Color fidelity | Color gamut | Color quality scale | Color coordinate cie 1931 | Color coordinate cie 1931 | Color coordinate | Color coordinate | Color diviation from black body |
|-------------------|-----------------------|---------------|----------------|-------------|---------------------|---------------------------|---------------------------|------------------|------------------|---------------------------------|
| CCT               | CRI                   | CRI R9        | TM30 Rf        | TM30 Rg     | CQS                 | x                         | y                         | u                | v                | $\Delta uv$                     |
| 6743 K            | 74.3                  | -11.8         | 70.0           | 94.8        | 70.3                | 0.310                     | 0.320                     | 0.199            | 0.309            | 0.0033                          |

## Beam details



## Beam angles

| Beam angle 50% | Field angle 10% | Cutoff angle 2,5% |
|----------------|-----------------|-------------------|
| 24.3°          | 42.2°           | 55.6°             |

## Beam intensities

| Peak intensity | Int. ratio in 120° cone | Int. ratio in 90° cone |
|----------------|-------------------------|------------------------|
| 2512 cd        | 98.7%                   | 98.2%                  |

## Power

| Power  | Power factor | Power frequency |
|--------|--------------|-----------------|
| 10.6 W | 0.52         | 60 Hz           |

| Nominal voltage | Voltage | Current |
|-----------------|---------|---------|
| 230 V           | 117 V   | 0.173 A |

## Beam intensities from 1-20m

| 1m       | 2m      | 3m      | 4m      | 5m     | 6m     | 7m     | 8m     | 9m     | 10m    | 11m    | 12m    | 13m    | 14m    | 15m    | 16m    | 17m    | 18m    | 19m    | 20m    |
|----------|---------|---------|---------|--------|--------|--------|--------|--------|--------|--------|--------|--------|--------|--------|--------|--------|--------|--------|--------|
| 3.3ft    | 6.6ft   | 9.8ft   | 13.1ft  | 16.4ft | 19.7ft | 23ft   | 26.2ft | 29.5ft | 32.8ft | 36.1ft | 39.4ft | 42.7ft | 45.9ft | 49.2ft | 52.5ft | 55.8ft | 59.1ft | 62.3ft | 65.6ft |
| 2511lx   | 628lx   | 279lx   | 157lx   | 100lx  | 70lx   | 51lx   | 39lx   | 31lx   | 25lx   | 21lx   | 17lx   | 15lx   | 13lx   | 11lx   | 10lx   | 9lx    | 8lx    | 7lx    | 6lx    |
| 233.3fcd | 58.3fcd | 25.9fcd | 14.6fcd | 9.3fcd | 6.5fcd | 4.8fcd | 3.6fcd | 2.9fcd | 2.3fcd | 1.9fcd | 1.6fcd | 1.4fcd | 1.2fcd | 1fcd   | 0.9fcd | 0.8fcd | 0.7fcd | 0.6fcd | 0.6fcd |